

# RAIFFEISEN STRATEGIE KONZERVATIVNÍ

ISIN: CZ0008474871



## Investment policy

- The majority of the Fund assets comprise bonds issued by good-quality sovereign and corporate issuers.
- Risk instruments (e.g., equity or bonds without investment decree credit ratings) form up to 30 percent of the Fund assets value.
- Achieving appreciation through an investment strategy that has reflected the current market situation.
- The investments comprise market, currency, credit and liquidity risks.

## Fund unit value development



1M	3M	6M	2017	2016	since establishment
0,26 %	-0,09 %	0,61 %	-1,13 %	2,05 %	0,66 % p.a. / 1,16 %

## The largest positions held by the Fund

CZGB 0 04/18/23	A+	Česká republika	9,45 %
CZGB 0 12/09/20	A+	Česká republika	8,23 %
iShares EURO STOXX 50 UCITS ET			3,82 %
UNICZ 6 04/27/18	AA-	Unicredit Bank	3,24 %
CESDRA 1 7/8 05/25/23	BBB		3,24 %
SPGB 4.8 01/31/24	BBB		2,87 %
iShares S&P 500 UCITS ETF USD			2,41 %
EPHFIN 3 1/2 06/09/20			2,24 %
JTFGR 3 11/25/19			2,23 %
NIBCAP 0 11/10/23	BBB		2,20 %

## General information

Record Period	4. 4. 16 - 31. 1. 18
Fond type	conservative mixed
The majority of the Fund assets	bond
Fund currency	CZK
Net asset value (NAV)	2 739 mil. Kč
Management fee *	1,0 %
Entry fee *	1,0 %
Exit fee *	0,0 %

## Indicators

Volatility (p. a.)	2,30 %
VaR (99%, 1M)	1,55 %
Drawdown	2,30 %
Modified Duration	1,62
Yield to Maturity	0,66 %
Coupon	1,39 %
Total amount of the positions	68

The Fund is placed in Risk Group 3

← Potentially lower reward Potentially higher reward →

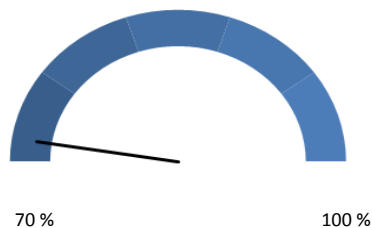
← Lower risk Higher risk →

1	2	3	4	5	6	7
---	---	---	---	---	---	---

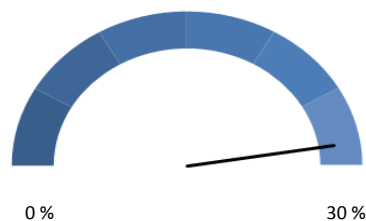
## Recommended investment horizon



## Conservative instruments



## Risk instruments

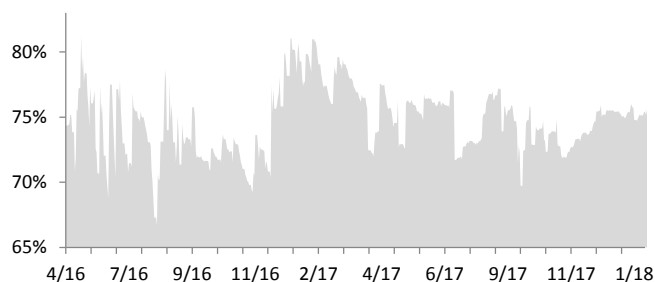


# RAIFFEISEN STRATEGIE KONZERVATIVNÍ

ISIN: CZ0008474871

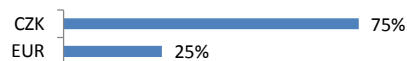


## BOND INVESTMENT

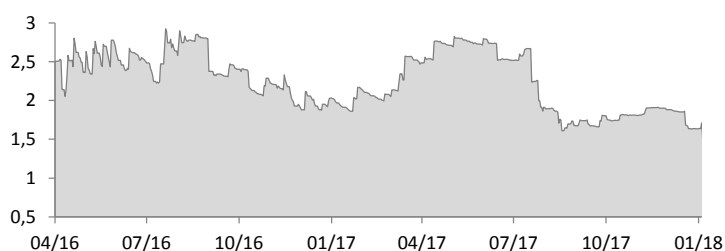


Share of bond investment 75,40 %  
Change compared to the previous month - 0,02 %

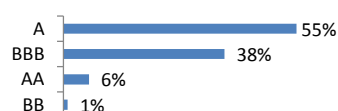
### Currency allocation of bonds



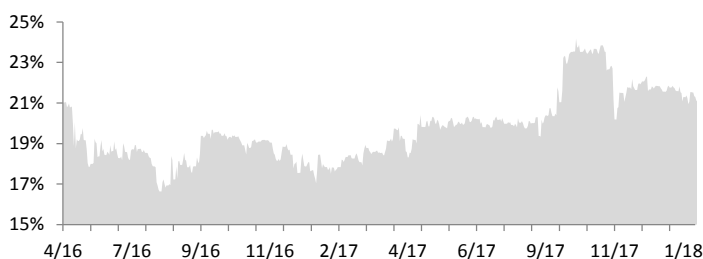
## BOND DURATION



### Rated securities structure

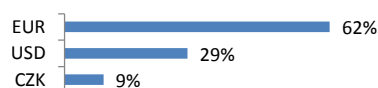


## INVESTMENT IN EQUITY AND ETF



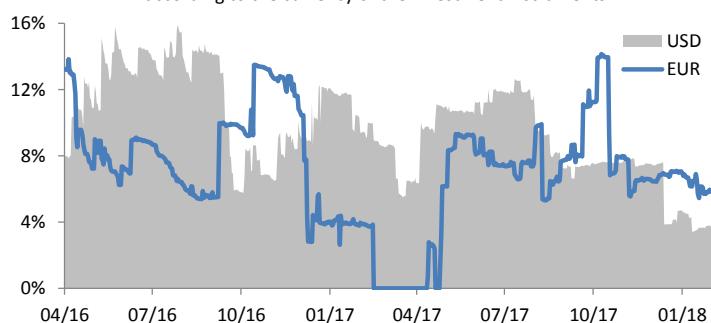
Share of investment in equity and ETF 21,30 %  
Change compared to the previous month - 0,26 %

### Currency allocation of equity



## OPEN POSITION OF FOREIGN CURRENCY OVER TIME

according to the currency of the investment instruments



Share of USD positions 4,59 %  
Change compared to the previous month - 2,85 %

Share of EUR positions 6,89 %  
Change compared to the previous month + 0,41 %

### Currency allocation



## Notice

We wish to point out that any information of the historical performance of the Fund and the individual financial instruments contained in its portfolio shall not serve to guarantee identical performance also in the future periods. The value of investments and their yields may fluctuate and there is no guarantee of return of the original invested amount. Information about the historical performance of any financial instruments in the Fund portfolio shall be quoted commencing on the earliest date when the financial instrument in question has been captured in the portfolio; the data source is that of the Bloomberg system. The development of any foreign currency positions has been converted from those currencies into Czech crowns using the current exchange rate as published by the CNB; the yield may be either increased or decreased as a result of fluctuations in such foreign exchange rates. The full names of the funds and additional information, including information about fees and risks contained in investment, are available in Czech at [www.rfis.cz](http://www.rfis.cz).