

RAIFFEISEN STRATEGIE KONZERVATIVNÍ

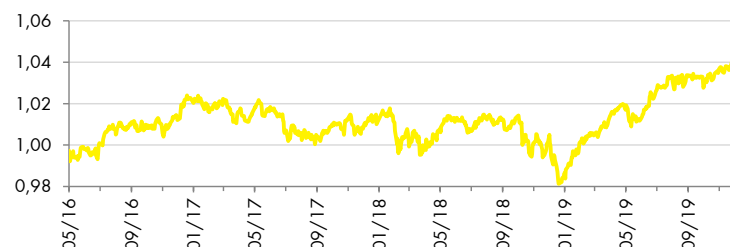
ISIN: CZ0008474871



Investment policy

- The majority of the Fund assets comprise of bonds issued by good-quality sovereign and corporate issuers
- Risk instruments (e.g. equity or bonds without investment decree credit ratings) form up to 30 percent of the Fund assets value
- Achieving appreciation through an investment strategy that reflects the current market situation
- The investment is associated with market, currency, credit and liquidity risks

Fund unit value development



1 month	3 months	6 months	YTD	since establishment
0,43%	0,53%	2,66%	5,54%	1,08 % p.a. / 3,93 %

2018	2017	2016
-2,41%	-1,13%	2,05%

The largest positions held by the Fund

CZGB 0 1/4 02/10/27	Česká republika	AA-	9,06%
CZGB 0.95 05/15/30	Česká republika	AA-	3,96%
iShares Core S&P 500 UCITS ETF			3,54%
SPDR S&P 500 ETF Trust			3,51%
CZGB 2 3/4 07/23/29	Česká republika	AA-	3,12%
HYNOE 0 09/16/20	Hypo Noe LB Noe Wien AG	A	3,08%
CZGB 2 10/13/33	Česká republika	AA-	3,07%
CZGB 1 06/26/26	Česká republika	AA-	2,96%
iShares EUR Corp Bond Large Cap			2,69%
IINVBK 1.593 09/25/20	Intl Invst Bank	BBB+	2,69%

General information

Record Period	4. 4. 16 - 30. 11. 19
Fond type	conservative mixed
The majority of the Fund assets	bond
Fund currency	CZK
Net asset value (NAV)	3 942,9 mil. Kč
Management fee	0,9%
Entry fee	0%
Exit fee	0%

Indicators

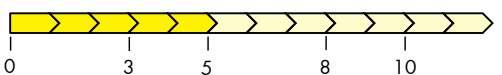
Volatility (p. a.)	2,42%
VaR (99%, 1M)	1,63%
Drawdown	4,16%
Modified Duration	2,39
Yield to Maturity	1,01%
Coupon	1,04%
Total amount of the positions	66

The Fund is placed in Risk Group 3

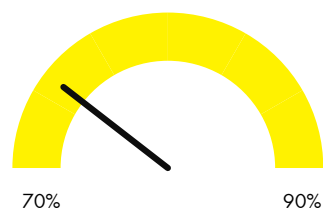
← Potentially lower reward Potentially higher reward →
← Lower risk Higher risk →

1	2	3	4	5	6	7
---	---	---	---	---	---	---


Recommended investment horizon



Conservative instruments



Risk instruments

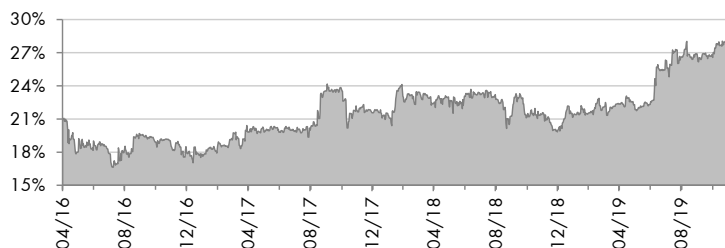


RAIFFEISEN STRATEGIE KONZERVATIVNÍ

ISIN: CZ0008474871

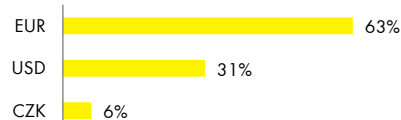


INVESTMENT IN EQUITY AND ETF

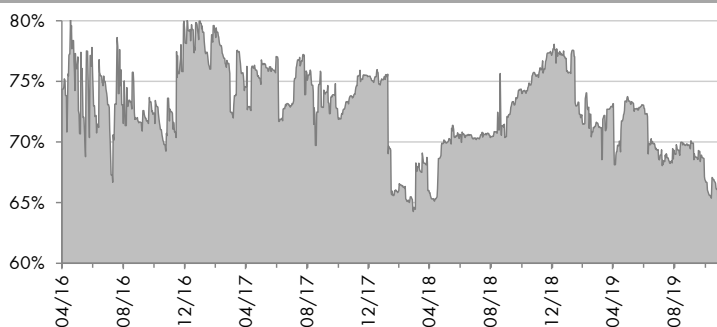


Share of investment in equity and ETF 28,17%
Change compared to the previous month 1,61 %

Currency allocation of equity

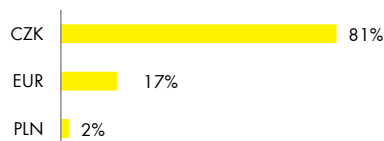


BOND INVESTMENT

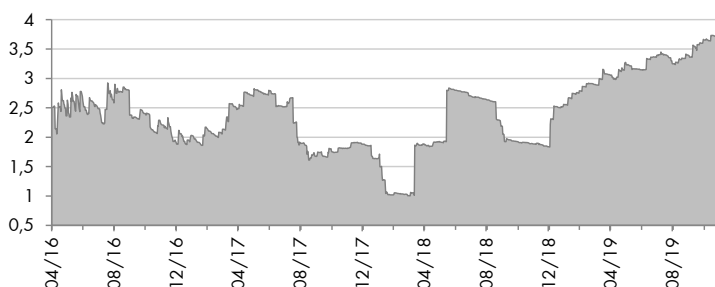


Share of bond investment 62,59%
Change compared to the previous month -4,25 %

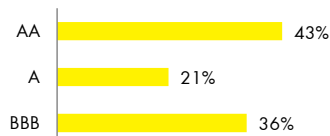
Currency allocation of bonds



BOND DURATION

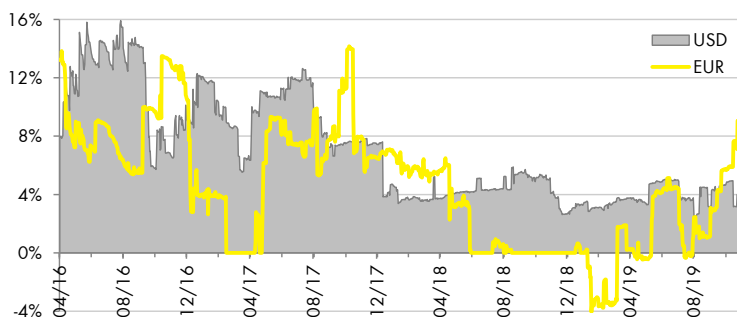


Rated securities structure



OPEN POSITION OF FOREIGN CURRENCY OVER TIME

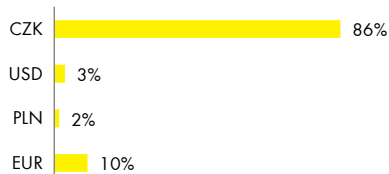
according to the currency of the investment instruments



Share of USD positions 3,19%
Change compared to the previous month -1,60 %

Share of EUR positions 9,95%
Change compared to the previous month 4,28%

Currency allocation



Notice

We would like to point out that any information of the historical performance of the Fund and the individual financial instruments contained in its portfolio shall not serve to guarantee identical performance also in the future periods. The value of investments and their yields may fluctuate and there is no guarantee of return of the original invested amount. Information about the historical performance of any financial instruments in the Fund portfolio shall be quoted commencing on the earliest date when the financial instrument in question has been captured in the portfolio; the data source is that of the Bloomberg system. The development of any foreign currency positions has been converted from those currencies into Czech crowns using the current exchange rate as published by the CNB; the yield may be either increased or decreased as a result of fluctuations in such foreign exchange rates. The full names of the funds and additional information, including information about fees and risks contained in investment, are available in Czech language at www.rfis.cz.