

# FUND MANAGER REPORT

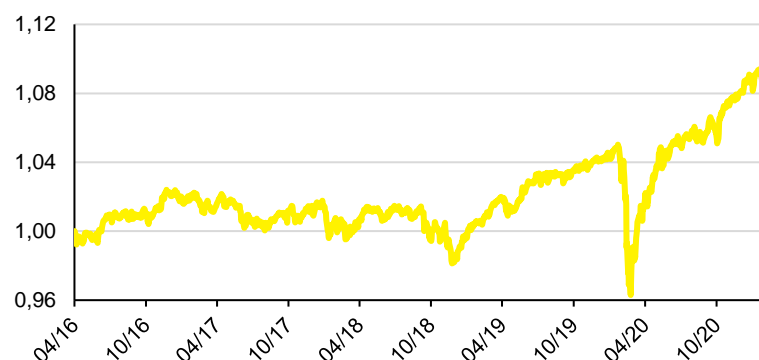
February 2021

## RAIFFEISEN STRATEGIE KONZERVATIVNÍ

### Investment policy

- The majority of the Fund assets comprise of bonds issued by good-quality sovereign and corporate issuers
- Risk instruments (e.g. equity or bonds without investment decree credit ratings) form up to 30 percent of the Fund assets value
- Achieving appreciation through an investment strategy that reflects the current market situation
- The investment is associated with market, currency, credit and liquidity risks

### Fund unit value development



1M	3M	6M	YTD	since establishment
-0,72%	0,75%	2,43%	0,08%	1,65% p.a./8,24%
2020	2019	2018	2017	2016
3,95%	5,66%	-2,41%	-1,13%	2,05%

### The largest positions held by the Fund

CZGB Float 11/19/27	Česká republika	AA-	7,42%
CZGB 0 1/4 02/10/27	Česká republika	AA-	4,31%
FTIF - Franklin Euro Governmen			3,87%
iShares Core S&P 500 UCITS ETF			3,67%
Vanguard Short-Term Corporate			3,48%
SPDR S&P 500 ETF Trust			3,48%
BNP Paribas A Fund-Global Fixe			3,37%
Vanguard Intermediate-Term Cor			2,90%
BNP Paribas Flexi I - ABS Euro			2,79%
Fidelity Funds - Asian Bond Fu			2,56%

### General information

ISIN	CZ0008474871
Date of first offering	April 4, 2016
Fund type	conservative mixed
The majority of the Fund assets	bond
Fund currency	CZK
Net asset value (NAV)	5 636,9 mil. CZK
Management fee	0,9%
Entry fee	0%
Exit fee	0%
Performance fee	10%

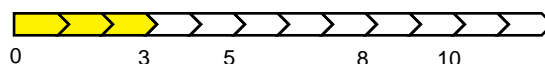
### Indicators

Volatility (p. a.)	5,74%
VaR (99%, 1M)	3,88%
Drawdown	8,30%
Yield to Maturity	0,48%
Coupon	0,71%
Total amount of positions	93

### Risk profile (SRRI)

← Potentially lower reward			Potentially higher reward →			
← Lower risk			Higher risk →			
1	2	3	4	5	6	7

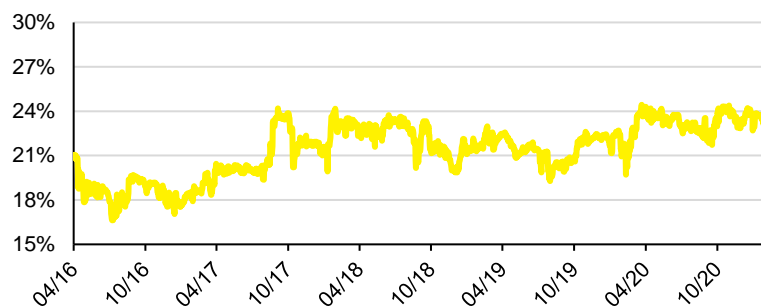
### Recommended investment horizon



# FUND MANAGER REPORT

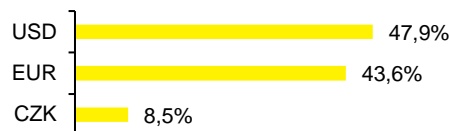
February 2021

## Investment in equity and ETF

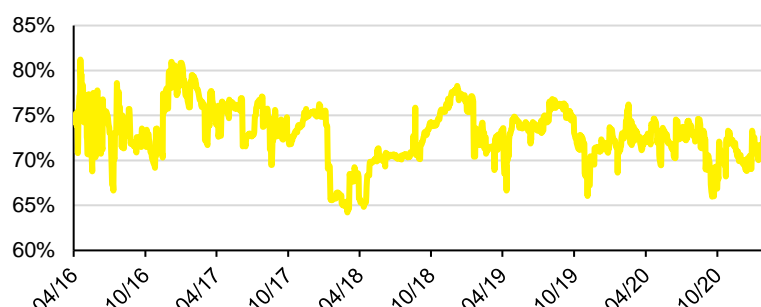


Share of investment in equity and ETF 23,48%  
Change compared to the previous month 0,57%

### Currency allocation of equity

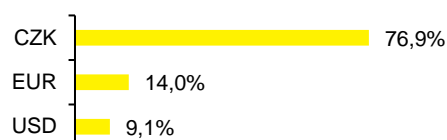


## Bond investment

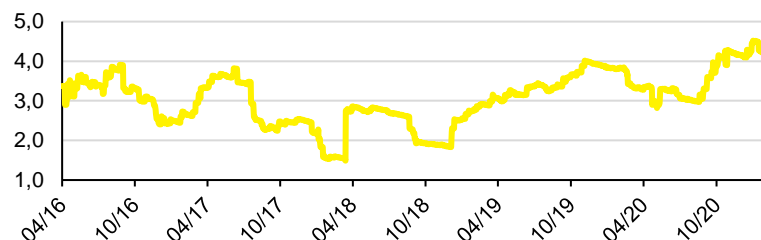


Share of bond investment 74,42%  
Change compared to the previous month 1,87%

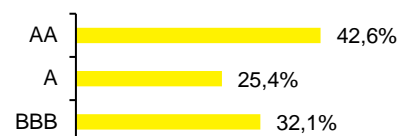
### Currency allocation of bonds



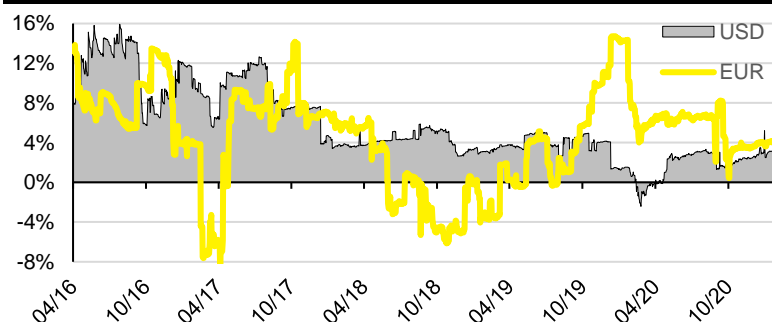
## Bond duration and credit quality



### Rated securities structure

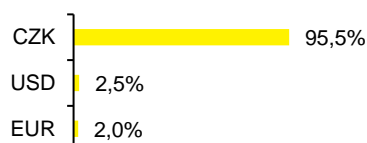


## Open positions of foreign currency



Share of USD positions 2,49%  
Change compared to the previous month -0,01%

Share of EUR positions 1,81%  
Change compared to the previous month -1,82%



### Notice

The performance chart covers the period commencing on April 29, 2016 and ending on February 28, 2021. The performance data relate to past periods and they incorporate all fees and costs paid for from the assets of the fund, with the exception of potential entry and exit fees. Performance fee of up to 20% from positive economic result before tax for respective accounting period can be applied, due for payment at the end of the period. The data have been provided by Raiffeisen investiční společnost a.s.

The performance chart of the investment instruments in the Fund portfolio covers the period commencing on April 29, 2016 and ending on February 28, 2021. The performance data relate to past periods and they do not include fees or costs. The development of foreign currency positions is converted from the above currencies into Czech crowns making use of the current exchange rate issued by the Czech National Bank; the yield may increase or decrease due to exchange rate fluctuations. The source of the data is the Bloomberg system.

Past performances do not represent reliable indicators of future results. The value of investments and relating yields may fluctuate and return on originally invested amounts cannot be guaranteed. The full name of the fund and any additional information, including that about fees related to and risks inherent in investments, the relevant key information and the Prospectus of the Fund are available in Czech on the following address: [www.rfis.cz](http://www.rfis.cz).